



LUCIDE



Item number: 13499/12/60
EAN code: 54 112 12 134387

CINTRA



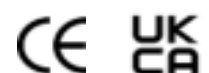
General

Dimensions LxW xH: 48cm x 11cm x 150cm
Height minimum: 50cm
Height maximum: 150cm
Main material: Acrylic
Ceiling rose material: Steel
Color: Transparent and Matt Gold / Brass
Style: Retro
Shape: Rectangle
Weight: 3,10kg
Warranty: 3 Years

Specifications

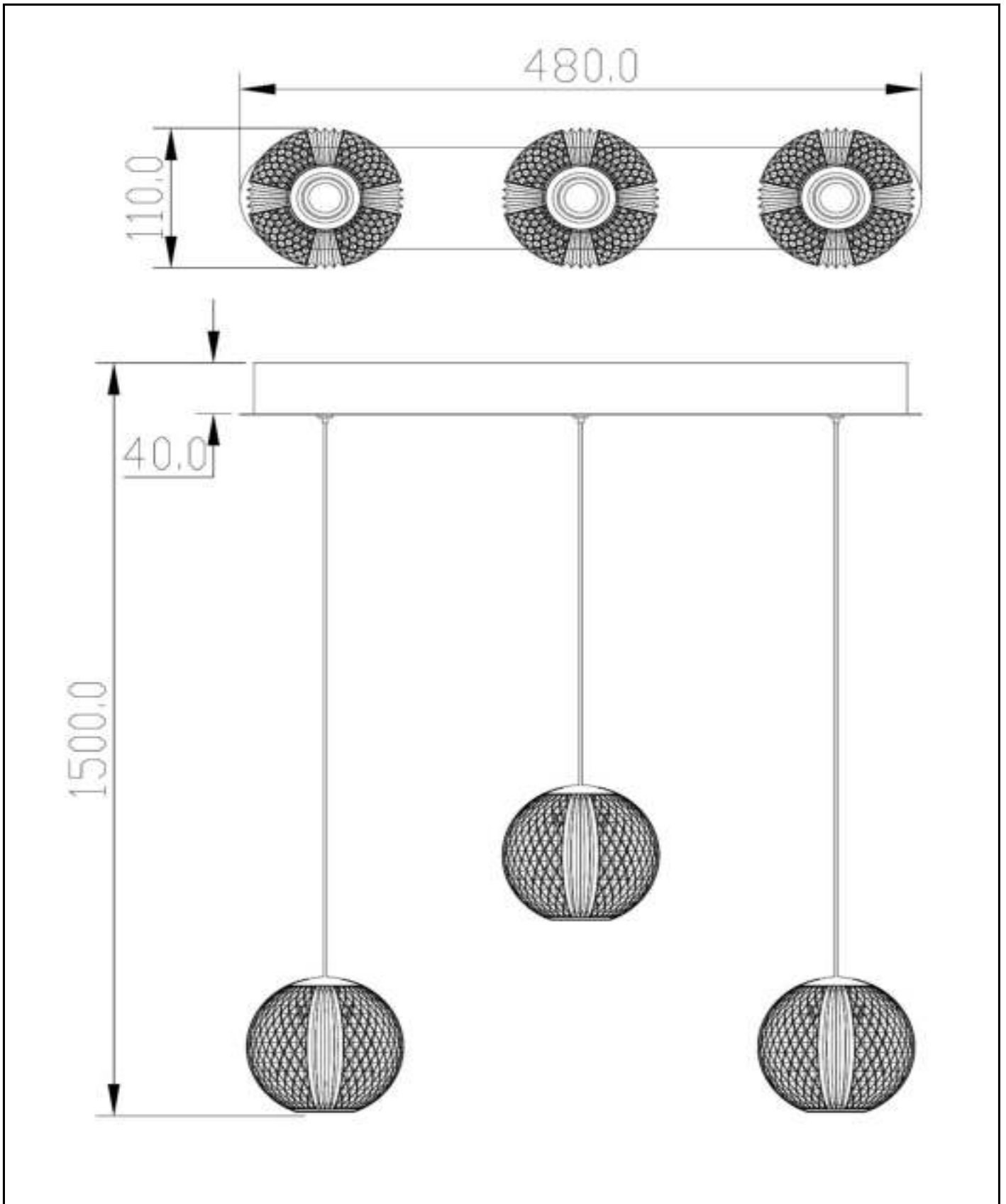
Dimmable: Yes
Light direction: Around (Diffuse)
Adjustable in height: Adjustable In Height (Before Installation)
Directional: Not Directional
Cable: Yes, Cable On Product
Cable length: 133cm
Sensor: Without Sensor
Control: Light Switch Control
Power supply: Adapter/Power Grid
IP-Class: 20
Electric Class: 1
Number of light sources: 3
Lamp socket: Integrated LED
Wattage: 3 x 4,7W
Power requirements: 220-240V~50 Hz
Lumen: 3 x 283Lm
Colour temperature: 2700K
Beam angle (if directional): 360°
Color Rendering Index: 85
Expected lifetime: 30000h

For more specifications of this product please visit
www.lucide.com



CINTRA

Item number: 13499/12/60
EAN code: 54 112 12134387



For more specifications or dimensions of this product please visit www.lucide.com