

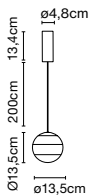


# **Dipping Light** Jordi Canudas

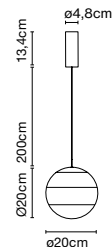
**marset**



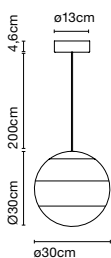
**Dipping Light 13**



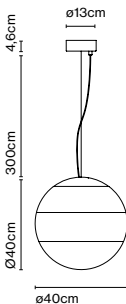
**Dipping Light 20**



**Dipping Light 30**



**Dipping Light 40**



**Dipping Light 13**

Light source:  
LED SMD 350mA 4,05W 2700K CRI90 463lm  
Luminaire:  
220 - 240 VAC TRIAC 5,72W 203lm

**Dipping Light 20**

Light source:  
LED SMD 350mA 4,05W 2700K CRI90 463lm  
Luminaire:  
220 - 240 VAC TRIAC 5,72W 231lm

**Dipping Light 30**

Light source:  
LED SMD 700mA 8,2W 2700K CRI90 913lm  
Luminaire:  
220 - 240 VAC TRIAC 10,87W 379lm

**Dipping Light 40**

Light source:  
LED COB 700mA 23,7W 2700K CRI90 3280lm  
Luminaire:  
220 - 240 VAC TRIAC 28,4W

LED included  
Black electrical cord

**Watch video**  
info@marset.com  
www.marset.com

**Hand-blown glass lamp in glossy white with different layers of paint. A polycarbonate cover at the top rounds out the spherical shape.**

- White
- Blue
- Green
- Ambar
- Pink



- [Download](#) Assembly instructions
- [Download](#) Energy label
- [Download](#) 2D
- [Download](#) 3D
- [Download](#) Photometric data

**Range**

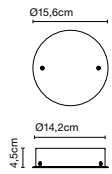


The new suspension Dipping Light gets rid of everything to keep only the essential, with colour taking centre stage. When using several lamps to make a composition, the visual effect is mesmerising. This new version comes in four sizes, with 13,5, 20, 30 and 40 cm diameters.

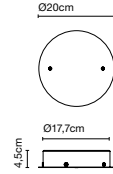
**For mounted canopy installation**

Take into account the total power in watts, the power of the driver, and the wire entry points of the canopy. The total wattage of the selected lamps elements cannot exceed the max wattage of the canopy's driver. Therefore, you must choose your canopy/driver by the power required. Finally, the number of lamps installed in a single canopy cannot exceed the number of wire entry points of that canopy.

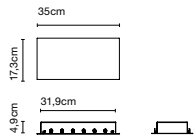
**Canopy 20W/ Circular**



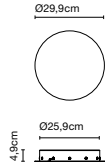
**Canopy 50W/ Circular**



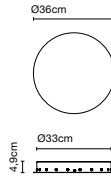
**Canopy 50W/ Rectangular**



**Canopy 50W/ Circular**



**Canopy 100W/ Circular**



**Dipping Light 13 - 24V**

Light source: LED SMD 24Vdc 5W 2700K CRI90 495lm  
Luminaire: (Power supply not included) 203lm

**Dipping Light 20 - 24V**

Light source: LED SMD 24Vdc 5W 2700K CRI90 495lm  
Luminaire: (Power supply not included) 231lm

**Dipping Light 30 - 24V**

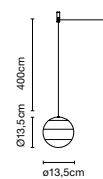
Light source: LED SMD 24Vdc 11,5W 2700K CRI90 1024lm  
Luminaire: (Power supply not included) 379lm

LED included

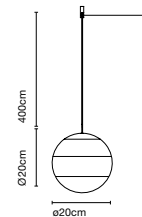
**Wire entry points**

Canopy 20W/ Circular	3
Canopy 50W/ Circular	5
Canopy 50W/ Rectangular	9
Canopy 50W/ Circular	9
Canopy 100W/ Circular	19

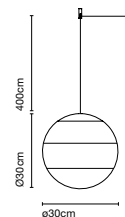
**Dipping Light 13 - 24V**



**Dipping Light 20 - 24V**



**Dipping Light 30 - 24V**



Black electrical cord

This system makes it possible to connect several suspension lamps into a single point of light, offering the absolute freedom to build with light. The Cluster accessory helps to illuminate large spaces or create compositions with the Dipping Light collection or the Ginger 20 model.