
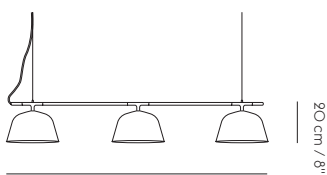


AMBIT RAIL LAMP – EU VERSION



TAF ARCHITECTS ON THE DESIGN “Why do you get attracted to certain shapes and not others? With Ambit, we worked with the form and proportions in a very thorough and almost meticulous way. There is dynamic between the linear and rounded shape that creates an attractive outline. A timeless pendant, which never becomes boring to look at. The lampshade is made of a lightweight spun material and the dual-tone, with the inner white, adds a delicate contrast.”



126 cm / 49.5"

Ø25 cm
/ 9.75"

CEILING CAP



5,6 cm / 2.2"

Ø 9 cm / 3.5"



Black



White



Grey



Taupe



Dusty Green

DESIGNED BY / YEAR OF DESIGN

TAF Architects / 2017

ABOUT THE DESIGNER

TAF Studio is a Stockholm-based design and architecture studio, founded by Gabriella Gustafson and Mattias Ståhlbom. The duo works within product and interior design.

CATEGORY

Rail lamp

ENVIRONMENT

Indoor

DESCRIPTION

A statement lamp with lots of character. With its three lamp shades, the rail lamp gives away a strong light that makes it perfect for use as a primary light source over a kitchen counter, dining table, or even in a bar setting.

PRODUCTION PROCESS

Made from old brazier traditions, the lampshades are press spun by hand. Hereafter, the lampshades are polished and painted by hand. The rail is cut from tubes that are adjusted to fit each other on a lathe machine.

MATERIAL

Rail made from cast and extruded aluminum. Shades in spun aluminum with a rubber cord and steel wires.

CORD LENGTH

Cord: 400 cm / 157.5".
Wires: 350 cm / 138"

BULB INCLUDED

No

CEILING CAP INCLUDED


Yes - White

DIMABLE FUNCTION

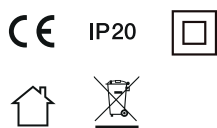
Yes

CLEANING AND CARE

Clean the lamp with a soft dry cloth. Always switch off the electricity before cleaning.



AMBIT RAIL LAMP – EU VERSION



LAMP RATING

Voltage	220-240V
Frequency	50/60Hz
IP Rating	IP20
Classification	Class II
Socket	3 x E14

Max. 60W; incandescent lamp; Type G
 Max. 13W; self-ballasted; Type G
 Max. 11W; self-ballasted LED bulb; Type G

BULB RECOMMENDATION

Lamp base	E14
Dimensions	Ø45 X 85mm
Light source shape	A
Max wattage	See rating
Light source type	Halogen / LED

GENERAL STANDARDS & CERTIFICATES

EU/UK

REACH
 Directive - EC/1907/2006

Low Voltage Directive (LVD)- 2014/35/EU
 IEC 60598-1 and
 IEC 60598-2-1 (EU deviations)

ROHS Directive - 2011/65/EU amended RoHS 3 Directive 2015/863

ECO Design Directive - 245/2009/EC

WEEE Directive - 2012/19/EU

MUUTO